



US00D506572S

(12) **United States Design Patent**
Tufts, Jr. et al.

(10) **Patent No.:** **US D506,572 S**

(45) **Date of Patent:** **** Jun. 21, 2005**

(54) **HOLE PATTERN FOR LIGHTER**

2,854,902 A * 10/1958 Frankel 431/253
4,351,318 A * 9/1982 Ojima et al. 431/277
D429,371 S * 8/2000 Matoba D27/141

(75) Inventors: **Lindsey Tufts, Jr.**, Euclid, OH (US);
Craig Saunders, Rocky River, OH (US)

* cited by examiner

(73) Assignee: **Zippo Manufacturing Company**,
Bradford, PA (US)

Primary Examiner—Jennifer Rivard
(74) *Attorney, Agent, or Firm*—Faegre & Benson LLP

(**) Term: **14 Years**

(57) **CLAIM**

(21) Appl. No.: **29/200,817**

We claim the ornamental design for a hole pattern for lighter,
as shown and described.

(22) Filed: **Mar. 4, 2004**

DESCRIPTION

(51) **LOC (8) Cl.** **27-05**
(52) **U.S. Cl.** **D27/161**
(58) **Field of Search** D27/141-161;
431/126, 129, 153, 253, 254, 255, 273,
276-277

FIG. 1 is a perspective view of a hole pattern for lighter;
FIG. 2 is an enlarged view thereof;
FIG. 3 is a front elevation view of FIG. 1; and,
FIG. 4 is a rear elevation view of FIG. 1.
The broken line disclosure of a lighter is shown for illus-
trative purposes only and forms no part of the claimed
design.

(56) **References Cited**

U.S. PATENT DOCUMENTS

2,847,843 A * 8/1958 Greenhouse et al. 431/276

1 Claim, 4 Drawing Sheets

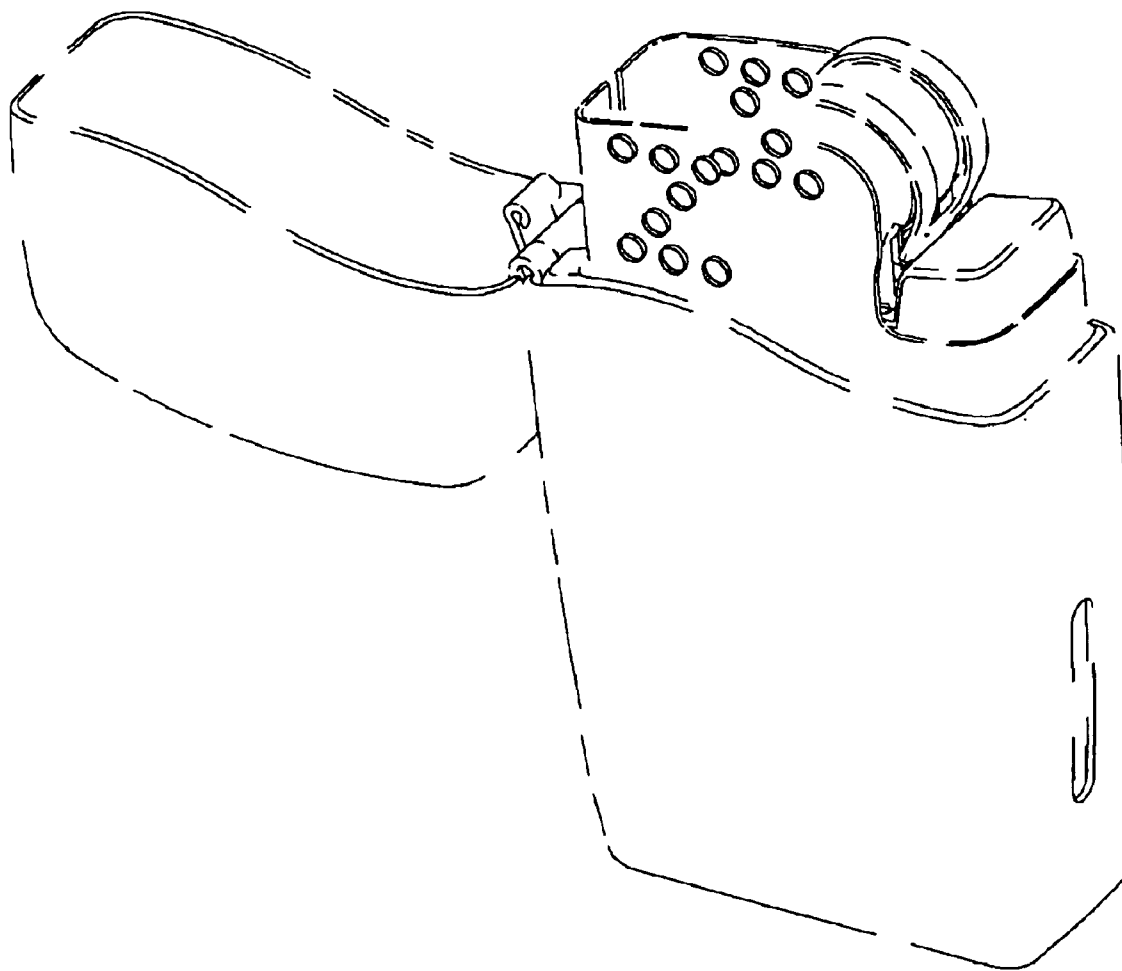


FIG. 1

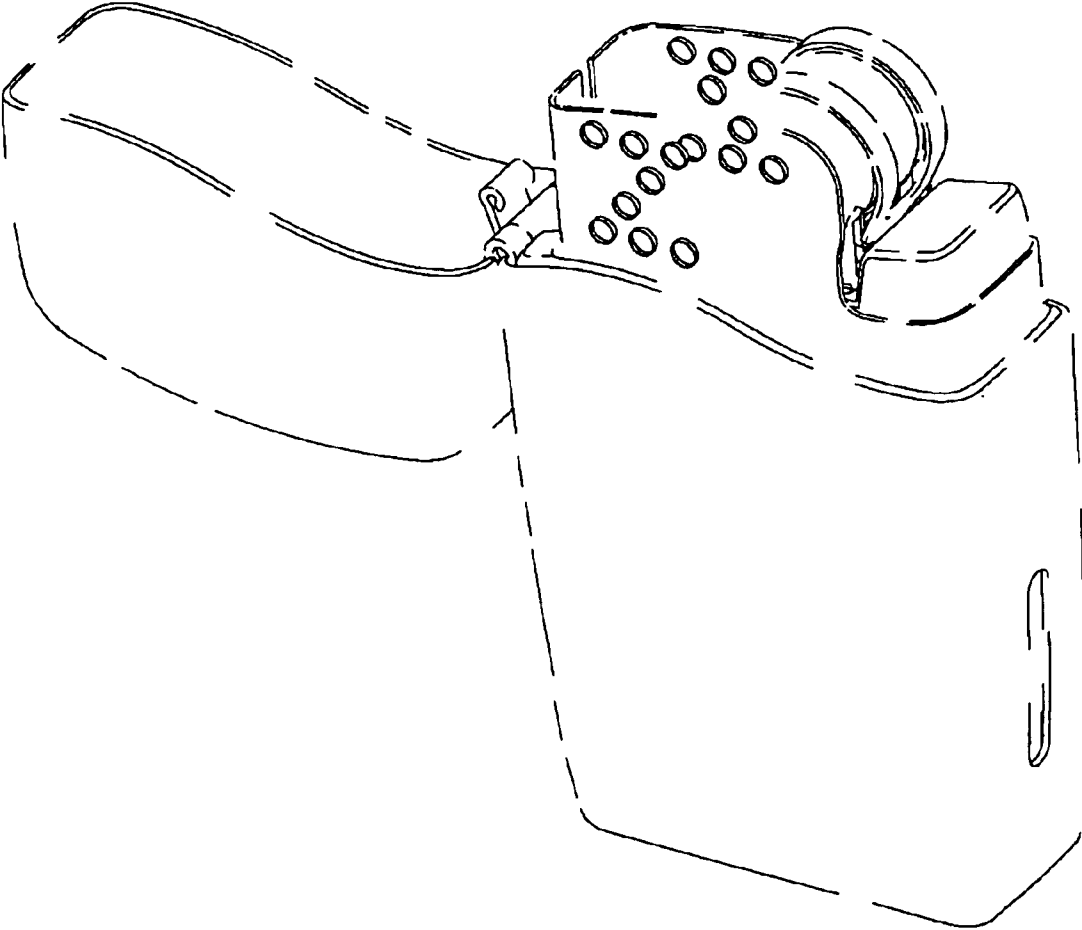


FIG. 2

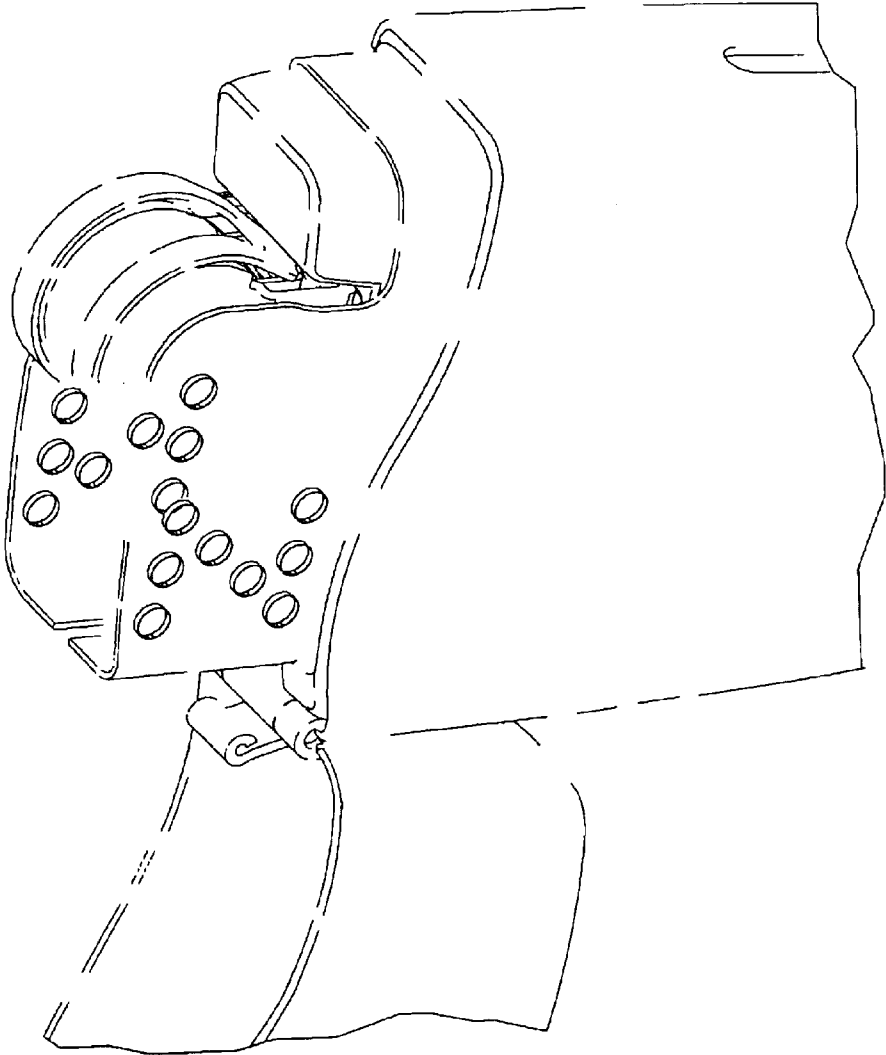


FIG. 3

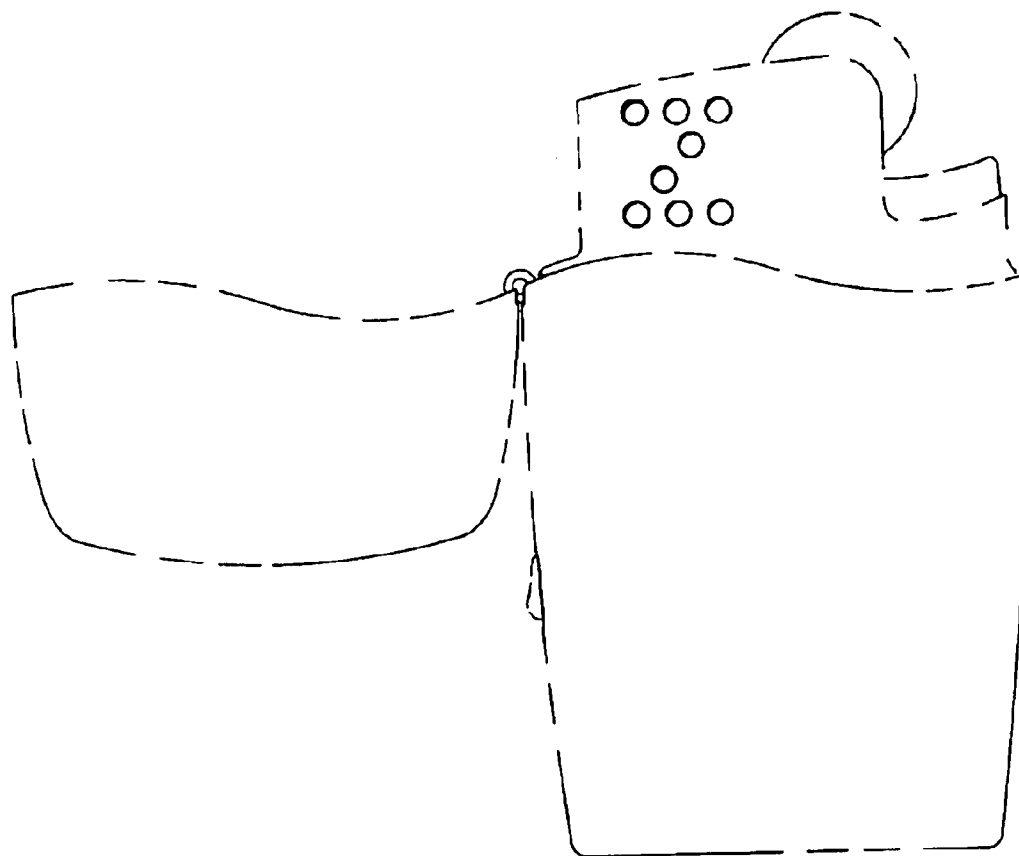


FIG. 4

